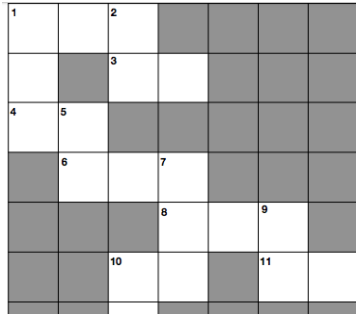


Task 1

Can you use your addition skills to complete grid below? There is a bigger version of the grid to download from our Home Learning website.



Across

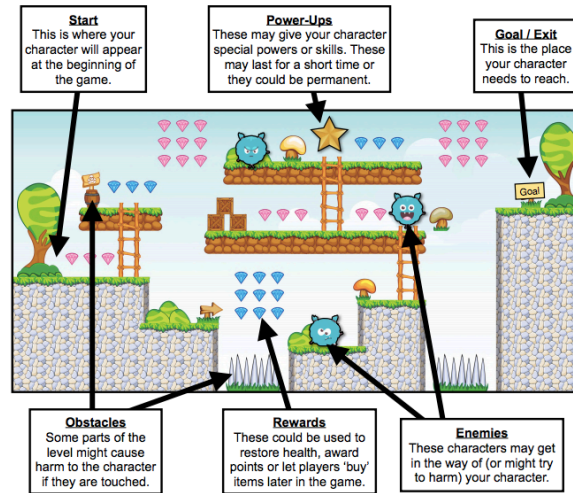
1. $95 + 10$
3. $59 + 17$
4. $38 + 8$
6. $136 + 45$
8. $115 + 26$
10. $27 + 42$
11. $11 + 8$

Down

1. $47 + 87$
2. $32 + 25$
5. $59 + 2$
7. $99 + 20$
9. $6 + 5$
10. $27 + 38$

Task 2

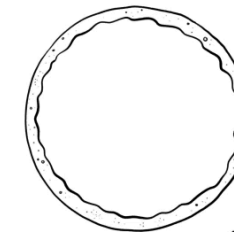
Many of you love gaming so now is your chance to create your very own computer game level; you can choose the characters, their special powers, tools and background, then design a level for your game. Download a pack to edit or copy from our home learning website.



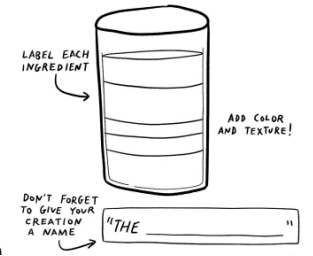
Task 3

Many of you will have enjoyed baking at home with your families during lockdown - now is the time to get creative and disgusting! Can you complete the pizza and smoothie recipes below? How yucky can you get?!

PUT SOME
GROSS TOPPINGS
ON THIS PIZZA!



MAKE A **SUPER NASTY**
SMOOTHIE



Task 4

Can you solve the maths problems?

A book weighs 200g. How much would 10 books weigh in kilograms?

Luke has 58 marbles. Jamie has half as many as Luke. How many does Jamie have?

Use the numbers 3, 3, 8 and 8 to make 24. You can use these symbols to make the number but you can only use them once: + - ÷ x =

Task 5

This week, Mount Merapi (Indonesia's most active volcano) erupted. Make your own volcano at home. All you need is a container like a bottle, vinegar, food colouring, baking soda and some space outside for your volcano to blow! Go to the Science Bob site for step by step instructions.

<https://sciencebob.com/make-your-own-volcano/>



Task 6

Log onto Duolingo and see if you can move onto a new level. Write down some new Spanish words or phrases and practise speaking them to your family.



Task 7

The Premier League returned to our screens last week. Can you come up with a new version of football using the new social distancing rules?. Be as creative as you can and play with a family member.



Task 8

Can you improve the sentences about the picture? Rewrite them and make them fantastic.

The house sat on a rock in the middle of a lake. Trees surrounded the lake. Ben dived into the water.



Picture this: Can you draw your perfect house? Think not only about what it looks like and contains, but where it is situated.

Task 9

Look at the image in Task 8 and read the story starter below...

Six months earlier, Ben had lived in the city. Life had been busy; a constant buzz of people and traffic. In some ways, living in the city had been comforting, as if he was part of an urban family, a melting pot of people of all ages and all walks of life. However, Ben had tired of that life; it was now time for a change of direction.

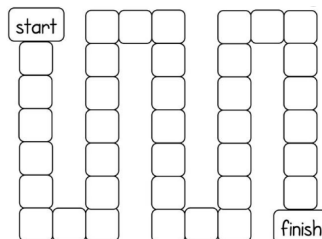
Standing on his porch, Ben drew breath. As the clean, cool air filled his lungs, a smile spread across his face...

Can you continue the story?

Task 10

Dig out some board games and have a games afternoon with your family.

Don't have a board game to play at home? Don't worry - make your own! Copy the template below and make a set of question cards to go with it. It can be on your favourite subject, general knowledge...anything you wish! Have fun!



Task 11

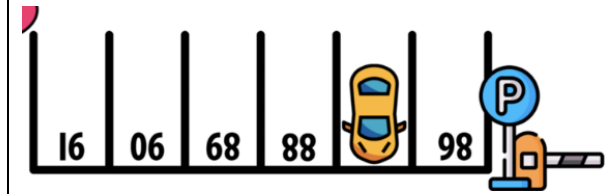
David Zinn is a professional artist who uses chalk to make drawings and artwork on the pavements of New York, Sweden and Taiwan. He used them recently to brighten up people's days in lockdown. You might have even seen people drawing rainbows and messages on the pavement to support the NHS and the 'stay safe' message. Make your own chalk pavement art. If you don't have chalk in your house, you can make your own using cornflour, water and food colouring.



Task 12

Maths challenges.

What is the number of the car parking space that the car is in?



How many squares are in the picture?

